



---

**Meijer Data Synchronization Initiative**  
**Data Synchronization Implementation Guide**

Version 8  
May, 2026

**TABLE OF CONTENTS**

- 1 OVERVIEW..... 3**
  - 1.1 Overview of the Global Data Synchronization Network (GDSN®) ..... 3**
- 2 MEIJER DATA SYNCHRONIZATION INFORMATION ..... 4**
  - 2.1 Primary Data Synchronization Contact ..... 4**
  - 2.2 Meijer GLN – Publish To Updated ..... 4**
  - 2.3 Meijer Additional Information ..... 4**
- 3 STEPS TO BEGIN SYNCHRONIZING YOUR ITEM DATA TO MEIJER..... 5**
  - 3.1 VENDORS that are not currently Connected to Meijer ..... 5**
  - 3.2 CURRENT VENDORS that SYNC'D to the GLN 004125000013 ..... 5**
- 4 MEIJER ATTRIBUTE REQUIREMENTS ..... 6**
- 5 DIGITAL PRODUCT CONTENT REQUIREMENTS..... 7**
  - 5.1 Digital Product Content and Image Requirements ..... 7**
  - 5.2 Below are example images that meet the compliance requirements:..... 8**
- 6 REVISION HISTORY ..... 10**

## 1 OVERVIEW

This document is intended to be used by vendors who will be electronically synchronizing product data through the Global Data Synchronization Network (GDSN®).

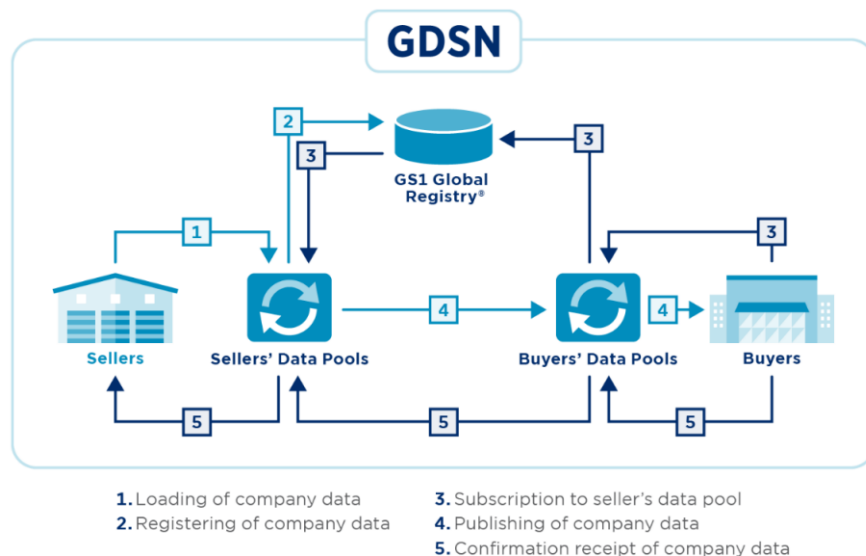
Data Synchronization is the electronic transfer of standardized product information between Trading Partners and the continuous synchronization of the data over time.

The benefits of data synchronization include:

- Facilitates the accuracy of product data
- Reduces time to create and introduce new products and changes to products
- Enables an electronic review and approval processes
- Improves market share by increasing speed to shelf for new Products
- Reduces out-of-stocks
- Reduced shelf-tag and checkout errors in stores
- Builds foundation for future applications
- Encourages standardization of product data

### 1.1 Overview of the Global Data Synchronization Network (GDSN®)

#### Global Data Synchronization Network (GDSN)



Source: <https://www.gs1.org/services/gdsn/how-gdsn-works>

## 2 MEIJER DATA SYNCHRONIZATION INFORMATION

### 2.1 Primary Data Synchronization Contact

**Email:** meijervendor@meijer.com

### 2.2 Meijer GLN – Publish To Updated

Production Meijer GLN: **004125000006**  
(Meijer is no longer using GLN 004125000013)

Meijer's GDSN data pool is 1WorldSync by Syndigo

### 2.3 Meijer Additional Information

Top off information will be handled through the Product Information Management (PIM) Application on the Meijer VendorNet  
<https://vendornet.meijer.com>

### 3 STEPS TO BEGIN SYNCHRONIZING YOUR ITEM DATA TO MEIJER

#### 3.1 VENDORS that are not currently Connected to Meijer

1. Provide Meijer with your Publishing GLN along with your GLN company contact information
  - a. Complete the Meijer Trading Partner Form at 1WorldSync/Meijer Landing Page <https://www.1worldsync.com/community/customers/meijer/>
2. Meijer will subscribe to your publishing GLN through 1WorldSync.
3. Verify your data and Load Products into your data pool.
  - a. Obtain Education/Training from your Data Pool or Solution Partner for loading product o Review GDSN Package Measurement Standards and GTIN allocation rules at <http://www.gs1us.org/resources/standards/package-measurement-standards>
4. Meijer currently prefers that you just publish to the Meijer GLN: **004125000006** new products and maintenance to current products going forward.
5. If you have product that was previously entered into the Meijer system prior to connecting through GDSN, you will have the option to publish these in your data pool as an initial load if you want to make changes through the GDSN. You will be required to complete additional steps in the Meijer PIM VendorNet <https://vendornet.meijer.com>. Refer to the Vendornet user documentation for additional information.

#### 3.2 CURRENT VENDORS that SYNC'D to the GLN 004125000006

1. Current vendors that sync to the Meijer's GLN – 0041250000013, you will need to republish all products to the Meijer GLN **004125000006**.
2. Verify your data and Load Products into your data pool to ensure all data is current. For example: products that were manually updated in Vendor Net may have more recent updates that may need to change in your data pool.
3. For current product that was previously published before February 2026 republish products to the Meijer GLN **004125000006**.

## 4 MEIJER ATTRIBUTE REQUIREMENTS

The attribute guide can be found on the Meijer customer page at:

<https://1worldsync.com/trading-partners/meijer/>

Please review the Meijer Attribute Guide for:

- I. Mandatory attributes by GDSN and 1WorldSync to ensure quality and completeness.
- II. Meijer specific conditional and optional attributes.

## 5 DIGITAL PRODUCT CONTENT REQUIREMENTS

### GS1 Standards for Images

For assistance and more information about the GS1 image guidelines visit:

[https://www.gs1.org/standards/gs1-product-image-specification-standard/current-standard#3-Primary-Images+3-1-Product-Image-\(web\)-primary-image](https://www.gs1.org/standards/gs1-product-image-specification-standard/current-standard#3-Primary-Images+3-1-Product-Image-(web)-primary-image)

URL / Filename Contains	Facing / Orientation
A1C1	Front
A7C1	Back
A2C1	Left
A8C1	Right
A3C1	Top
A9C1	Bottom
A1L1	Tilt Left
A1R1	Tilt Right

### 5.1 Digital Product Content and Image Requirements









Please note digital product content is ONLY displayed by the primary UPC. Update all UPCs associated with the Meijer PID/product (unless the information specifically varies by UPC, i.e. an old UPC corresponds with old information). Updating all UPCs will eliminate the dissemination of inaccurate information, in the case of a primary UPC change. Meijer continues to evolve its digital content so that all products provide the best customer experience. Below outlines our current image expectations and new compliance image requirements.

Please refer to the Vendor Net for documentation and additional details:


<https://Vendornet.meijer.com> > log in > Product tab > Product Setup and Maintenance > Product Images Requirements (Digital Content) > Meijer eCommerce Digital Content Documents

**5.2 Below are example images that meet the compliance requirements:**

Image Set for a Product (total of 8 images can be submitted):

Image File Name Examples for Asset Importer			
Front 	Left 	Top 	Tilt Left 
50505_708820331709_A1C1	50505_708820331709_A2C1	50505_708820331709_A3C1	50505_708820331709_A1L1
Back 	Right 	Bottom 	Tilt Right 
50505_708820331709_A7C1	50505_708820331709_A8C1	50505_708820331709_A9C1	50505_708820331709_A1R1

**Nutrition / Supplement Facts Panel:**



Ingredient/Other Ingredients Statement Line

<p><b>Other Ingredients:</b> Cellulose, magnesium stearate (vegetable source), silicon dioxide, titanium dioxide.</p>	<p><b>INGREDIENTS:</b> BACON (CURED WITH WATER, SALT, SUGAR, SODIUM NITRITE. MAY ALSO CONTAIN SMOKE FLAVORING, DEXTROSE, SODIUM PHOSPHATES, SODIUM ERYTHORBATE, SODIUM ASCORBATE, FLAVORING.)</p>
---	---

Warning Information:

**THIS PRODUCT DOES NOT CONTAIN ANY DAIRY, SOY OR GLUTEN.**

**Suggested use:** Adults, as a dietary supplement, take one (1) capsule daily.

**Do not crush or chew.**

**Store** in controlled room temperature area between 68°-77° F (20°-25° C). We recommend you store this product in the original blister card package.

**WARNINGS: KEEP OUT OF REACH OF CHILDREN.**

**CAUTION:** We recommend you discuss the supplements and medications you take with your healthcare provider. Consult your physician before taking this product if you have a medical condition, are pregnant or are nursing.

Distributed by Statement

**DIST. BY MEIJER DISTRIBUTION, INC.  
GRAND RAPIDS, MI 49544  
www.meijer.com**

## 6 REVISION HISTORY

Date	Ver #	Description of Change	Author
8/1/2011	.1	Initial document	Vanessa Frosch, Greg Mulder
2/14/2012	.2	Updated	Sandi Ragan
2/17/2012	.3	Updated with feedback from 1WorldSync	Sandi Ragan
4/3/2012	.4	Updated with feedback from Team	Sandi Ragan
5/11/12	1	Add in field information – publish	Sandi Ragan
5/30/12	2	Updated field information	Sandi Ragan
5/1/2018		Updated Meijer landing page information and steps to sync	Payal Patel
5/8/18	3	Added CFD and Image to fields Meijer consumes	Sandi Ragan
9/20/18	4	Updated details and added Meijer Information for CFD and Images	Sandi Ragan
2/4/20	5	Updated	Sheri Milstea
11/3/21	6	New Meijer GLN and change in initial process	Sandi Ragan
3/10/22	7	Process for syncing current product from GLN to new GLN. Remove CIC messages that are not being sent.	Sandi Ragan
1/8/26	8	Replacing former versions of the document. Updated GLN from GLN 0041250000013 to Meijer GLN: <b>0041250000006</b> (Meijer is no longer using GLN 0041250000013)	1WorldSync
5/11/2026	8.1	Update Meijer publishing GLN in Steps to Synchronize. Remove section on CIC messaging.	1WorldSync